

Medium Capacity Telehandlers





Index

The Merlo Group	Page 4
Medium capacity telehandlers range	Page 6
Merlo Technologies	
• Safety	Page 8
• Performance	Page 12
• Comfort	Page 14
• Efficiency	Page 16
Range	Page 18
Attachments and Movimatica	Page 22
Services	Page 22
Technical characteristics	Page 23





Merlo Headquarters

S. Defendente di Cervasca (CN)
Italy

Merlo facility with 350000 m² of covered area:

- A - Electrical component production
- B - Hydraulic component production
- C - Frame production
- D - Cab production
- E - Axle production
- F - Engine configuration
- G - Machine assembly



Merlo The technological leader in operating machines

Founded in Cuneo, Italy in 1964, Merlo is a family-run industrial group which designs, produces and markets a wide range of machinery under the Merlo and TreEmme brands.

People, innovation and sustainability are central to the Merlo brand. The Merlo Group is committed to respecting the environment while making the work of the operator (and everyone who is passionately dedicated to constantly improving the efficiency and performance of our products) more functional, safe and comfortable.

Our product portfolio consists of a complete range of telescopic handlers (both fixed and rotating), as well as self-loading concrete mixers (DBMs), TreEmme implement-holders for municipal and forestry use, and multi-purpose tracked Cingo transporters.

All products in the Merlo range are characterised by innovation, reliability and versatility. These pillars are the foundation of the Merlo Group, and continue to define Merlo's product range to this day.

Merlo S.p.A has always been synonymous with technological innovation in the world of telehandlers.





Medium Capacity telehandler range

Versatility always by your side

The Medium Capacity telehandlers are the focal point of the range produced by Merlo. The technical architecture, applied to these models, translates to unique and very versatile, top-performing and user-friendly machines. Making the most of our telescopic, operating speed, nimbleness and agility performance, our machines are suitable for all sectors: from industrial to mining, from earthmoving to husbandry, through construction and agriculture.

These models are incredibly versatile and will support you in your everyday work, from logistics to handling and including the maintenance of the structures. Also offering the possibility of driving on public roads even when towing heavy trailers.

Hydraulic System:

Sized hydraulic system to minimise manoeuvring times. Variable displacement (Load Sensing) hydraulic pump and Flow Sharing distributor, for maximum efficiency, excellent performance, and perfectly smooth operation.

Cab:

Level II FOPS and ROPS certified, designed to maintain the maximum level of ergonomics while ensuring excellent protection for the operator. The 1010 mm width and the wide glass surface ensure unparalleled comfort and full visibility.



User Interface:

In-cab display for viewing operational parameters. Ergonomic joystick controls with integrated travel-direction selector switch. Cursors and controls are designed to maximise ease of implementation.

Powertrain:

Hydrostatic transmission with permanent four-wheel drive, 116 and 143 HP engines and maximum speed of 40 km/h. Exclusive position of the side and longitudinal engine.

Boom side-shift:

The only machines on the market to offer this device, which allows you to correct the positioning of the load without having to move the machine, without altering the stability and safety conditions for the operator.

Telescopic Boom:

Heights of 7, 9 and 10 metres with load-bearing capacities from 3300 to 4200 Kg. Exclusive design that ensures lightness, precision and durability. Implement-holder carriage equipped with hydraulic Tac-lock locking system, controllable from the cab.

Safety

Our Key Focus

Throughout the design of a Merlo, our main focus is always on operator safety. The cab structure, certified according to ISO 3449 FOPS and ISO 3471 ROPS standards, provides a class-leading level of protection for the operator. The FOPS protection grille is outside the glass roof to improve roominess while at the same time safeguarding the integrity of the structure and windscreen. All Merlo models are equipped with a built-in safety system which monitors and manages safety-related parameters in real-time. Merlo telehandlers also feature an automatic parking brake which engages if the engine switches off. This avoids unintentional movements, enhancing machine safety when stationary.

Merlo Boom

The Merlo boom uses a double "C" profile in high-strength steel, with welds made along the neutral bending axis. Hydraulic hoses and electrical wires positioned inside the boom, utilising a **"cartridge" system**, protects them against any possible impacts, and enables easy component extraction in case of required maintenance. The L-shaped runner blocks are made of composite material, maximising efficiency and reducing impact and wear on the sliding surfaces. The Merlo boom offers high accuracy with millimetric precision of movement control.



Frame

With **smaller dimensions** compared to market standards, the frame minimises the size of the machine. It is also equipped with a steel bar "belt" on the outside. Designed to maximise the strength of the machine's structure, the underside of the machine is completely protected by steel sheets. This protects all components from possible impact while driving off-road.

Levelling

Merlo telehandlers can be equipped with a side levelling corrector device. Thanks to this solution, by acting on a simple control in the cab, the customer can modify the machine frame transversal tilting, compensating for sloping terrain up to a maximum of 8% - approx. 5°. In this way, it ensures a **perfectly vertical lifting of the load**, by limiting the risks of lateral instability of the machine.



FOPS Protection

All Merlo telehandlers have a metal structure above the glass roof on the outside of the cab to comply fully with FOPS Level II standard, the most stringent certification level in protecting the operator from falling objects. The Merlo protection grid on top of the cab is moulded to reduce any impact on operator visibility, and ensures:

- Perfect comfort in the cab
- Excellent visibility of the load
- Maximum safety for the operator and cab components, including the roof and upper windscreen wiper
- The structure can be easily dismantled by the operator for thorough cleaning of the roof and windscreen.

Aerial work platform

All models from the Medium Capacity range can be configured with aerial work platform. This solution, complying with EN280 standard, assures an increased level of active and passive safety during work at heights, and enhances machine versatility. A new management solution has been applied to the aerial work platforms and allows for proportionality in the speed of platform movement in relation to the loads handled and the position of the boom. This speeds up work operations to the benefit of users.



ASCS

Merlo's ASCS (Adaptive Stability Control System) prevents risk of the machine tipping over frontally while handling a load.

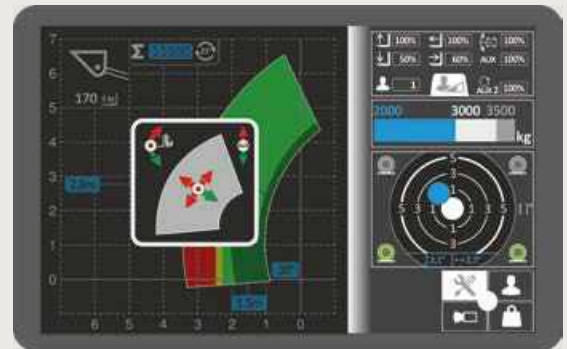
The system regulates the speed and maximum degree of movement according to three operating parameters:

- Handled load - Kg of materials lifted
- Load position - reach, boom extension and carriage rotation
- Implement in use - **automatically recognised by special sensors.**

When the operational stability limit is reached, the system first reduces the speed of the arm, then stops movement completely. Independent control of each hydraulic movement allows for the identification of potentially unsafe movements, allowing only those which do not affect the stability, or which re-establish a safer position. Thus simplifying the use of the machine even for less experienced users.

Display

The ASCS system is equipped, either as an option or as standard, with a **10,1" colour display** with integrated sensor for automatic brightness adjustment according to external light conditions. In this way, a simple reading of the stability conditions is always ensured, updated in real time, according to the load being handled and the implement in use. The operator can always see at what point the safety system will be triggered. Once the system intervenes by blocking all movements, a pop-up message appears, showing the operator all movements and operations which are not detrimental to the stability of the machine. Finally, the inclinometer is shown to maximise the safe use of the machine.

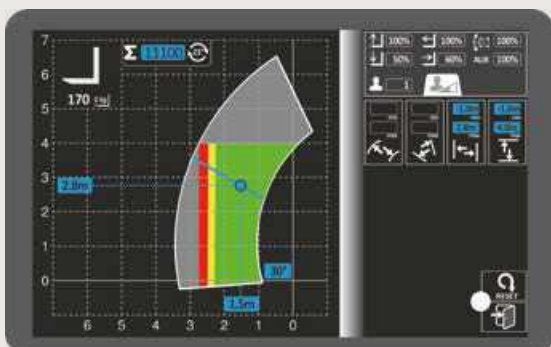


Working Area Setting

A special function, accessible via the display, allows the operator to **set working area restrictions**.

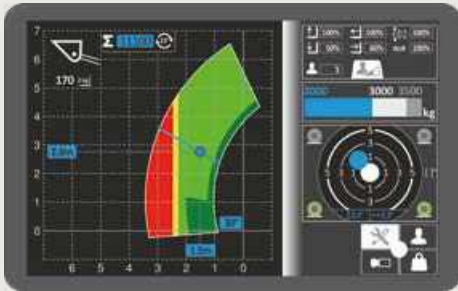
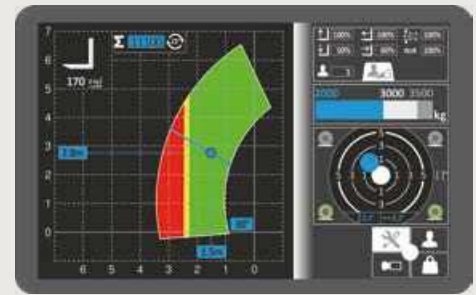
Adjustments can be made to vertical and horizontal movements (minimum and maximum height and extension), or to the relative movements of the boom (minimum and maximum lifting and extension angle of the extension).

Adjustments are easy and precise, operating using the green thumb-wheel located near the joystick. This guarantees accurate adjustments of 0,1 metres while operating the boom. The angle of the boom can be adjusted with an accuracy of 1°. The working area settings **increase safety during repetitive work, particularly in confined spaces**, such as inside a warehouse.



Movement Speed Setting

Merlo's ASCS system uses an in-cab display to customise the speed of individual movements of the boom and attachments in use. All of these parameters are controlled according to the needs of the operator as well as the requirements of the job. Up to nine different setups can be stored.



Free Zone

By equipping the machine with a bucket, which is recognised accordingly, the working free zone is **automatically activated**. A working area is up to 1 metre of reach and 10° of lift.

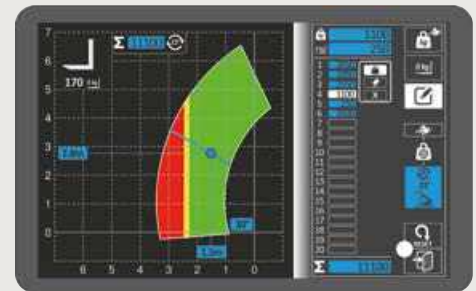
Within this area it is possible to operate the machine without the control system blocking the movement of the implement in case of overload, facilitating digging operations and ensuring perfectly smooth movements.

Memorising Handled Loads

The ASCS display allows the reading of the load being handled, either manually or automatically, whenever the telescopic boom is raised beyond the degrees of inclination pre-set by the operator.

The average tolerance on the measured values of boom inclination is $\pm 5\%$. These can vary depending on the dynamic conditions of the machine.

The system can store up to 1000 different readings, displaying the total and the last 20 values.



Continuous Delivery

Models with the ASCS display are equipped with a system for regulating and delivering a constant flow of oil to attachments via the headstock. This allows for **oil flow to be precisely and specifically adjusted from zero to maximum flow rate** for each of the 4 auxiliary hydraulic outlets at the top of the boom. This solution is also available as an option for several other models.

Rear Camera

In combination with the 10,1" colour display of the ASCS system, machines can be equipped with an automatic rear camera, activated when the machine is put into reverse. Images from the rear of the telehandler are shown directly on the in-cab display. The camera can also be activated manually from the ASCS menu.



Performance

Power at your Fingertips

The Medium Capacity telehandlers are equipped with a hydrostatic transmission, powered by a combustion engine which, using a two-speed gearbox or continuously variable transmission, allows a maximum speed of 40 km/h.

Featuring permanent four-wheel drive, the Merlo telehandlers have excellent braking capacity when the accelerator pedal is released, guaranteeing high torque to the wheels during material handling and transfers, as well as millimetric precision of movements when positioning the load.

The exclusively designed axles are manufactured and developed in-house by Merlo, and can be equipped with differential lock to ensure traction on any terrain, regardless of how unstable. The balance of the vehicle's weight, the design of the boom and hydraulic components allow for high telescopic capabilities without impacting the dimensions, or the fuel consumption of the machine.

Engines

All models feature a combustion engine in an original Merlo mounting layout, developed by Merlo with the invention of the panoramic visibility models. This configuration places the engine in a longitudinal direction, on the right side of the frame. This ensures **maximum accessibility to the components during scheduled and/or extraordinary maintenance operations.**

The power range of the installed engines is between 116 and 143 HP. Finally, the electronic management of the injection system allows Merlo to precisely and smoothly adjust the power delivery according to the customer's requirements.



Hydraulic system

These are the only models on the market equipped with two separate circuits for hydraulics and hydrostatics with two different oil reservoirs. The hydraulic circuit consists of a load sensing variable displacement pump to guarantee lower fuel consumption and enhanced ease of use, performing up to three simultaneous movements without difficulty. The hydraulic distributor is mounted to the rear of the frame to reduce vibrations and heat transfer to the cab. At the same time, it ensures perfect accessibility for maintenance.



CVTRONIC

Merlo's continuously variable CVTronic smart transmission combines the advantages of a hydrostatic transmission with the same performance and yield as a traditional CVT system. Compared to a conventional hydrostatic transmission, the CVTronic provides:

- A 12% **increase in torque**
- **Reduced consumption** thanks to its excellent efficiency
- Ease of use, thanks to the elimination of gear changes.



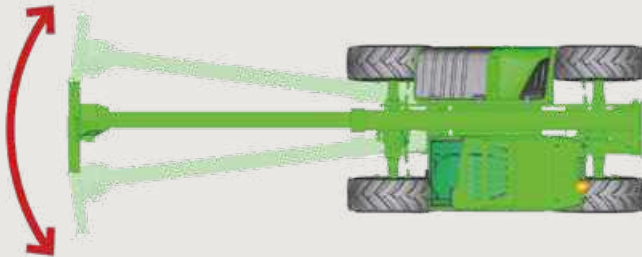
Axles and Brakes

Axles are available in two versions: with **epicyclic reducers** to maximise the torque transmitted to the wheels, or with **portal reducers** to increase ground clearance. Both axle variants are designed and manufactured in-house to offer the best solution in terms of strength, service life and efficiency. The axles can be fitted with dry disc brakes sized to ensure lower running costs or wet brakes. All bearings and bushings are designed to ensure a longer service life and reduce the need for maintenance.

RRM

A **unique and patented solution**. Merlo developed and manufactured hydraulic couplings ensure:

- Quick assembly and disassembly
- Increased tightness of connections
- Increased component service life
- No risk of line twisting



Boom Side-Shift

This system is built into the machines' frame, and allows for the **lateral movement of the telescopic boom** to ensure precise load positioning, with no need for additional manoeuvring, thereby saving time, reducing stress, and improving the machine's productivity. The side-shift control is located on the joystick and is proportional to maximise operator efficiency.

Fan Drive

The **Fan Drive** is a technology fitted as standard that allows you to change the engine fan's rotation direction from venting, which cools the radiators, to blowing, which cleans them, eliminating dust and residues collected during the work phase, to maintain the system's performance and efficiency unaltered.



Comfort


The best work station

The exclusive cab, fitted with vibration-damping silent-blocks on the frame, has been developed to guarantee our customers a record level of comfort, with a width of 1010mm and a large glass surface of 4,3sq.m ensuring the best roominess in its class. Simple and easy access to the cab is guaranteed by the 180° opening door, the high distance between the upright and steering wheel, and the correct positioning of the steps and handles for access. Acoustic and thermal comfort have also been taken care of down to the smallest detail in all telehandler ranges, thanks to intensive research into the most innovative technical solutions and materials, ensuring optimal soundproofing and thermal insulation. Finally, the entry of dust into the passenger compartment is prevented thanks to the cab pressurisation compliant with ISO 10263-3 standards*

NOTES: * pressurisation level not approved for use of pesticides, work in hazardous environments, with asbestos, etc.

Cab entry

Easy access to the cab is ensured by the 180° opening door, which maximises entry space, and the large distance between the upright and steering wheel. The side window, which is independent of the door body, can be locked in the open position to maximise air exchange, visibility and direct contact with those working outside near the machine. It is possible to unlock the window either by means of the control on the floor or with the release knob installed directly on the window to facilitate unlocking operations.



Cab

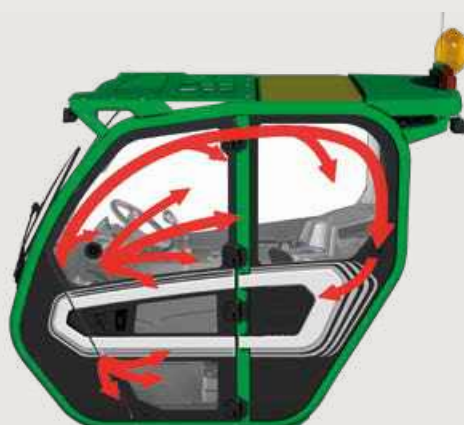
Merlo's design guarantees high levels of **functionality and comfort**; grouping the information provided to the driver and the controls of the various systems and devices for optimal ergonomics. The reverse shuttle on the steering wheel is also present on the joystick.

- 1 - ASCS display (Opt)
- 2 - Capacitive joystick
- 3 - Steering wheel and transmission controls
- 4 - Transmission display
- 5 - Pedals
- 6 - Accessory compartment and air conditioning controls

The steering column, including the steering wheel and transmission display, can be adjusted in height. The display shows all information dedicated to road circulation (levels, temperatures, speed, etc.)

Air-conditioning

Developed according to automotive standards, **cutting the warm-up and cool-down times in half** compared to a conventional air conditioning system. The suction vent is located on the side of the cab, away from potential sources of dust and dirt, while inside there are 8 vents, three of which are dedicated to defrosting the windscreen, for optimum climatic comfort.



Boom Suspensions

The active boom suspension system (BSS - Boom Suspension System) is available as an option, which protects the load during transfer and maintains a high level of driving comfort on rough terrain. The **suspension is automatically deactivated** at low speed (below 3 km/h), for boom maximum precision and power.



Merlo Carriage

Merlo machines have a carriage designed to ensure record-breaking performance with every implement, without compromising on lightness, which is essential for ensuring an exceptional lifting capacity. The maximum rotation facilitates the loading and unloading of material with buckets. The **Tac-lock device**, which comes **standard** on all the models, guarantees maximum operating comfort, allowing the implements to be hydraulically locked from the cab.

Suspended Cab

The models in this range can be fitted with the **exclusive and patented Cab Suspension (CS)**. With CS, the cab is fitted with an active hydropneumatic suspension, which can be controlled directly by the operator with an electric switch. When the suspension is active, the total displacement of the passenger compartment is 110 mm (-60 mm / +50 mm). This decreases vibrations in the cab, increasing operator comfort during transport and work operations on even or uneven ground.



Lighting

Merlo Medium Capacity telehandlers are all fitted as standard with road lights and a rear number plate lighting system. In addition, the Medium Capacity range can be equipped with additional front and rear lights mounted in the upper part of the cab. This solution allows an optimal view of the area in which work is being performed, even in limited light conditions. Finally, optional boom-mounted lights are available to illuminate the load at every stage of lifting.

Efficiency

Simpler and Smarter

Merlo telehandlers boast the smallest dimensions and lightest weights on the market, guaranteeing reduced manoeuvring space, fuel consumption for transfers and reduced impact on the ground. Excellent manoeuvrability further reduces manoeuvring times, for greater productivity and lower power consumption. In order to ensure a further reduction in consumption and operating costs, Merlo telescopic handlers boast full electronic management of the transmission and engine, in order to minimise RPM and, consequently, fuel demand.

All models in the range are equipped with a double-acting hydraulic service line at the top of the boom and an electrical socket for machine-implement communication, making them compatible with a wide range of specially designed attachments in order to increase the versatility of the machine and allow its use in a wider range of applications, thereby reducing depreciation times.

Visibility

Merlo's improved visibility increases range of movement and safety for operators. To achieve these standards of visibility, Merlo has invested in understanding the best position of the cab and boom for the operator.

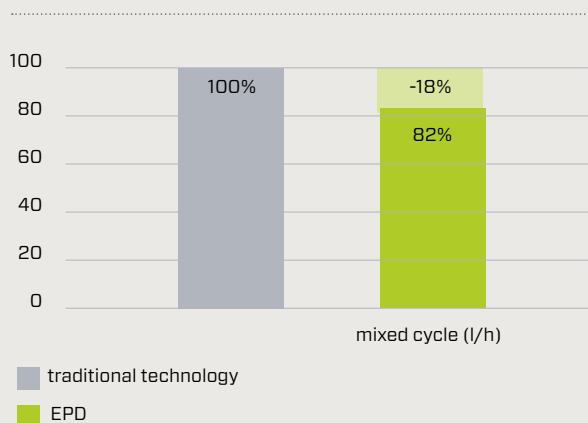
Merlo has also developed a detailed bonnet design and a large glass surface with the aim of ensuring fast, safe and precise operations.

In addition, three different brushes are installed on the machine to ensure perfect window cleaning even in heavy rain. Electric controls in the cab control continuous or variable speed operation depending on the weather conditions.



REDUCED CONSUMPTION

Merlo EPD technology



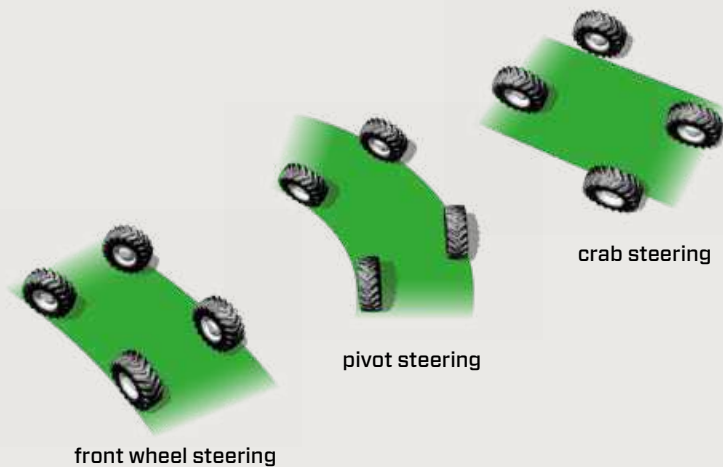
EPD and Self-Accelerating Joystick

The exclusive EPD (**Eco Power Drive**) is a Merlo **patented** system for electronically controlling and regulating the engine and transmission. The EPD automatically controls and adjusts engine speed, hydrostatic pump flow rate and hydrostatic motor displacement according to operating conditions. This is to maximise efficiency and reduce RPM, ensuring a reduction in fuel consumption of up to 18%.

The EPD includes the “**self-accelerating joystick**” function, which manages engine speed proportionally to the use of the joystick (the greater the inclination of the joystick, the greater the engine RPM). This feature further maximises the responsiveness for material handling.

Eco Power Drive - Plus version

The patented Merlo EPD Plus system, applied to hydrostatic transmissions, includes three modes of use that apply to different operating needs: “**Heavy Load**”, “**Eco**” and “**Speed Control**”. The “Eco” mode optimises performance in relation to fuel consumption and can be used for light operations; the “Speed Control” mode is essential for transport and towing, allowing the forward speed to be set and maintained constant regardless of changing operating conditions; the “Heavy Load” function is optimised for heavy-duty work requiring the machine to be used to its full capacity.



Steering Modes

A constant commitment is to **minimise manoeuvring space** while maximising the agility of the produced machines. Merlo axles ensure maximum steering angle for manoeuvring in tight spaces. Additionally, the operator can manage the steering of the machine with three different options according to the specific needs of the job (front wheel steering, pivot steering and crab steering (for lateral movements)).

Battery Isolator Switch

As a standard feature, the Merlo telehandlers come equipped with an **electric, automatic and timed battery switch** to improve the efficiency and life of the batteries. Removing the key from the ignition switch starts a process which completely disconnects the machine's electrical circuit without compromising the reliability of the machine's electrical control units. With the circuit off, the operator can simply insert the keys into the control panel again to reactivate all functions of the batteries.

A button is also available near the battery that allows for forceable disconnection of the battery in order to meet the operational needs of the other utilities.



Towing

In order to maximise the versatility of these models, it is possible to type-approve telehandlers as “agricultural tractors with telescopic boom”, allowing them to tow trailers on public roads, with different solutions for coupling and braking trailers, reaching a maximum towing limit of 24 tonnes. To ensure full visibility of the towing hook, a rear-view mirror is fitted at the rear of the frame, tilted so that the trailer kingpin can be seen. Finally, to maximise the machine versatility, several solutions are available with rear hydraulic outlets controlled in a proportional manner and with the possibility of continuous oil delivery.



Medium Capacity telehandler range

Performance and versatility of use

The Medium Capacity telehandler range consists of models with lifting capacities between 3300 kg and 4200 kg, and lifting heights of up to 10 m.

The strength of this range lies in its broad selection of products, which allows the customer to choose from various exclusive technological options, like the suspended cab, the boom side-shift system and the continuously variable transmission, thus meeting all the end users' various operational needs.

The range consists of two different product lines, which vary in terms of size and capacity:

- TF35.7 - TF33.9
- TF42.7 - TF38.10





TF35.7 - TF33.9

Models with more compact dimensions. Equipped with axles fitted with epicyclic reducers, ensuring fast and precise work.

The stand out features include:

- 125 l/min hydraulics with Load Sensing and Flow Sharing technology
- EPD Top transmission with maximum speed of 40 km/h
- 100 kW/136 hp engine
- “CS” technology available





TF42.7 - TF38.10

Models developed to offer greater telescopic performance.

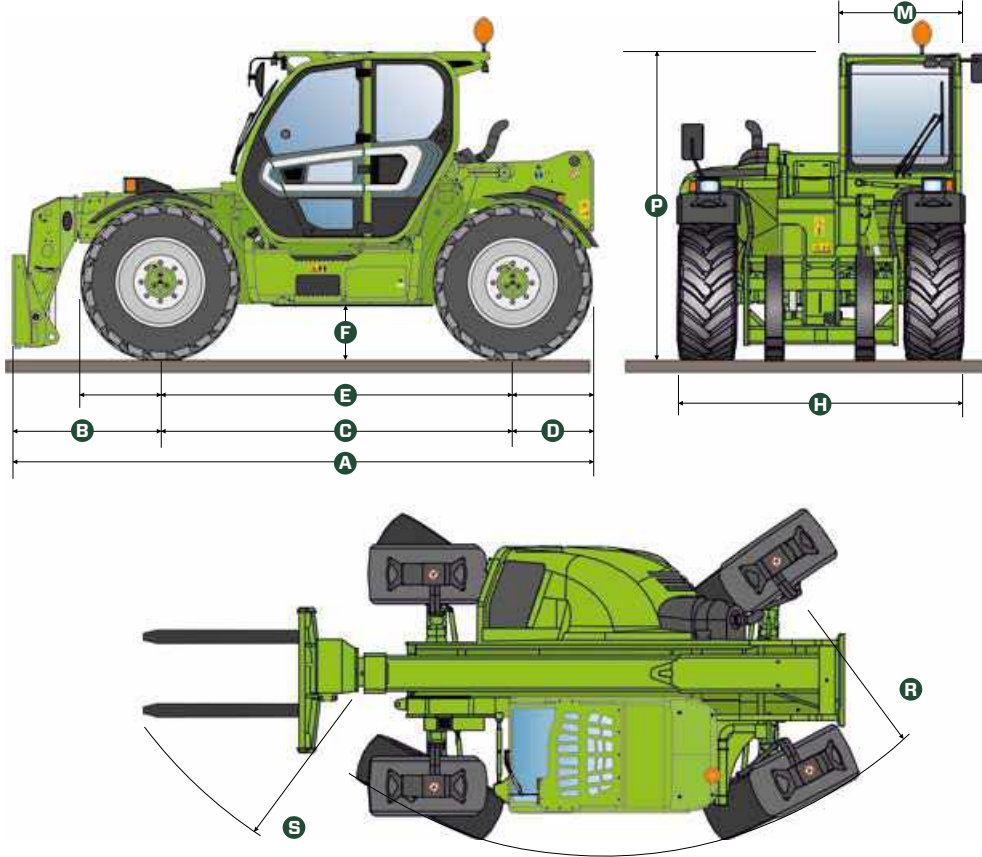
The portal axles allow increasing the ground clearance, thus making the machine nimbler in off-road conditions.

The cab is on a higher position in order to ensure that the operator has better visibility.

The stand out features include:

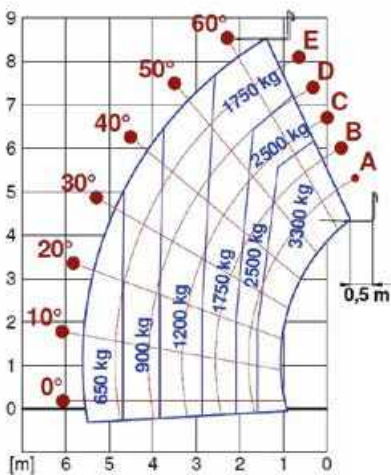
- 150 l/min hydraulics with Load Sensing and Flow Sharing technology
- EPD Top transmission with maximum speed of 40 km/h
- 105 kW/143 HP combustion engine (Also available in the 85 kW/116 HP version)
- “CS”, “TT” and MCVTronic technologies available.

Technical characteristics




MODEL	DIMENSIONS	A	B	C	D	E	F	H	M	P	R	S
TF35.7-140	mm	4310	970	2740	600	3910	380	2250	1010	2240	4095	4740
TF35.7CS-140	mm	4310	970	2740	600	3910	380	2250	1010	2300	4095	4740
TF33.9-140	mm	4330	990	2740	600	3910	380	2250	1010	2240	4095	4740
TF33.9CS-140	mm	4330	990	2740	600	3910	380	2250	1010	2300	4095	4740
TF42.7-116	mm	4730	1215	2810	705	4104	460	2310	1010	2530	3985	4800
TF38.10-116	mm	4760	1245	2810	705	4104	460	2310	1010	2530	3985	4800
TF42.7-145	mm	4730	1215	2810	705	4104	460	2310	1010	2530	3985	4800
TF42.7CS-145	mm	4730	1215	2810	705	4104	460	2310	1010	2530	3985	4800
TF42.7CS-145 CVTRONIC	mm	4730	1215	2810	705	4104	460	2310	1010	2530	3985	4800
TF38.10-145	mm	4760	1245	2810	705	4104	460	2310	1010	2530	3985	4800
TF38.10CS-145	mm	4760	1245	2810	705	4104	460	2310	1010	2530	3985	4800
TF38.10CS-145 CVTRONIC	mm	4760	1245	2810	705	4104	460	2310	1010	2530	3985	4800
TF42.7TT-145	mm	4730	1215	2810	705	4104	460	2310	1010	2530	3985	4800
TF42.7TTCS -145	mm	4730	1215	2810	705	4104	460	2310	1010	2530	3985	4800
TF42.7TTCS-145 CVTRONIC	mm	4730	1215	2810	705	4104	460	2310	1010	2530	3985	4800
TF38.10TT-145	mm	4760	1245	2810	705	4104	460	2310	1010	2530	3985	4800
TF38.10TTCS-145	mm	4760	1245	2810	705	4104	460	2310	1010	2530	3985	4800
TF38.10TTCS-145 CVTRONIC	mm	4760	1245	2810	705	4104	460	2310	1010	2530	3985	4800


MODEL	TF35.7-140	TF35.7CS-140	TF33.9-140	TF33.9CS-140	TF42.7-116	TF38.10-116	TF42.7-145	TF42.7CS-145
Unladen weight (kg)	6800	6950	7300	7450	7800	8300	7800	8000
Maximum load capacity (kg)	3500	3500	3300	3300	4200	3800	4200	4200
Lift height (m)	6,6	6,6	8,6	8,6	7	9,5	7	7
Maximum reach (m)	3,5	3,5	5,7	5,7	3,8	6,6	3,8	3,8
Reach at max. load capacity (m)	1,3	1,3	1,6	1,6	1,5	1,9	1,5	1,5
Load capacity at max. reach (kg)	1350	1350	650	650	1750	800	1750	1750
Load capacity at max. lift height (kg)	3500	3500	1750	1750	3500	1700	3500	3500
Boom side-shift (mm)	-	-	-	-	-	-	-	-
Frame levelling (%)	-	-	-	-	-	-	-	-
Engine	Deutz TCD3.6	Deutz TCD3.6	Deutz TCD3.6	Deutz TCD3.6	Perkins 904J	Perkins 904J	Deutz TCD3.6	Deutz TCD3.6
Engine power (kW/HP)	100/136	100/136	100/136	100/136	85,9/116.8	85,9/116.8	105/143	105/143
Anti-pollution technology	Stage V - SCR + DPF + DOC	Stage V - SCR + DPF + DOC	Stage V - SCR + DPF + DOC	Stage V - SCR + DPF + DOC	Stage V - SCR + DPF + DOC	Stage V - SCR + DPF + DOC	Stage V - SCR + DPF + DOC	Stage V - SCR + DPF + DOC
Reversible fan	YES	YES	YES	YES	YES	YES	YES	YES
Maximum speed (km/h)	40	40	40	40	40	40	40	40
Fuel tank capacity (l)	85	85	85	85	140	140	140	140
AdBlue tank capacity (l)	12	12	12	12	18	18	18	18
Hydrostatic transmission	YES - 2V	YES - 2V	YES - 2V	YES - 2V	YES - 2V	YES - 2V	YES - 2V	YES - 2V
EPD	Plus	Plus	Plus	Plus	Plus	Plus	Plus	Plus
Hydraulic pump	LS + FS	LS + FS	LS + FS	LS + FS	LS + FS	LS + FS	LS + FS	LS + FS
Delivery/pressure (l/min-bar)	125-210	125-210	125-210	125-210	151-250	151-250	145-250	145-250
Hydraulic oil tank capacity (l)	85	85	85	85	100	100	100	100
Cab finishing	ECO	ECO	ECO	ECO	ECO	ECO	ECO	ECO
ASCS	Light	Light	Light	Light	Light	Light	Light	Light
ROPS, FOPS LEV II Cab	YES	YES	YES	YES	YES	YES	YES	YES
Cab controls	Electronic joystick control	Electronic joystick control	Electronic joystick control	Electronic joystick control	Electronic joystick control	Electronic joystick control	Electronic joystick control	Electronic joystick control
Reverse shuttle	Dual reverse	Dual reverse	Dual reverse	Dual reverse	Dual reverse	Dual reverse	Dual reverse	Dual reverse
Boom suspension	OPT	OPT	OPT	OPT	OPT	OPT	OPT	OPT
Tac-lock	YES	YES	YES	YES	YES	YES	YES	YES
Permanent four-wheel drive	YES	YES	YES	YES	YES	YES	YES	YES
All-wheel steering	YES	YES	YES	YES	YES	YES	YES	YES
Standard tyres	400/70-24	400/70-24	400/70-24	400/70-24	400/70-24	400/70-24	400/70-24	400/70-24



TF33.9

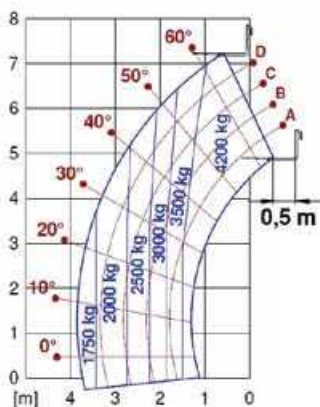


TF35.7

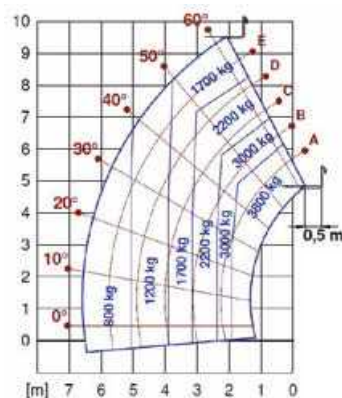


TF42.7

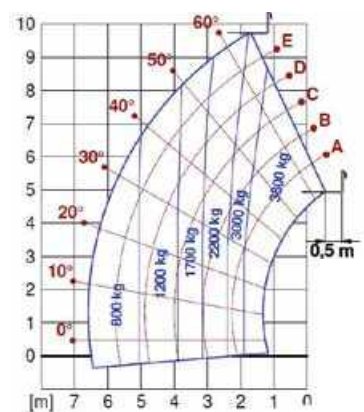
TF42.7 CS-145 CVTRONIC	TF38.10-145	TF38.10 CS-145	TF38.10 CS-145 CVTRONIC	TF42.7 TT-145	TF42.7 TTCS-145	TF42.7 TTCS-145 CVTRONIC	TF38.10 TT-145	TF38.10 TTCS-145	TF38.10 TTCS-145 CVTRONIC
8000	8300	8500	8500	8000	8200	8200	8500	8800	8800
4200	3800	3800	3800	4200	4200	4200	3800	3800	3800
7	9,5	9,5	9,5	7,2	7,2	7,2	9,7	9,7	9,7
3,8	6,6	6,6	6,6	3,8	3,8	3,8	6,6	6,6	6,6
1,5	1,9	1,9	1,9	1,5	1,5	1,5	1,9	1,9	1,9
1750	800	800	800	1750	1750	1750	800	800	800
3500	1700	1700	1700	4200	4200	4200	3000	3000	3000
-	-	-	-	+/- 150	+/- 150	+/- 150	+/- 180	+/- 180	+/- 180
-	-	-	-	+/- 8	+/- 8	+/- 8	+/- 8	+/- 8	+/- 8
Deutz TCD3.6	Deutz TCD3.6	Deutz TCD3.6	Deutz TCD3.6	Deutz TCD3.6	Deutz TCD3.6	Deutz TCD3.6	Deutz TCD3.6	Deutz TCD3.6	Deutz TCD3.6
105/143	105/143	105/143	105/143	105/143	105/143	105/143	105/143	105/143	105/143
Stage V - SCR + DPF + DOC	Stage V - SCR + DPF + DOC	Stage V - SCR + DPF + DOC	Stage V - SCR + DPF + DOC	Stage V - SCR + DPF + DOC	Stage V - SCR + DPF + DOC	Stage V - SCR + DPF + DOC	Stage V - SCR + DPF + DOC	Stage V - SCR + DPF + DOC	Stage V - SCR + DPF + DOC
YES	YES	YES	YES	YES	YES	YES	YES	YES	YES
40	40	40	40	40	40	40	40	40	40
140	140	140	140	140	140	140	140	140	140
18	18	18	18	18	18	18	18	18	18
CVTronic	YES - 2V	YES - 2V	CVTronic	YES - 2V	YES - 2V	CVTronic	YES - 2V	YES - 2V	CVTronic
Plus	Plus	Plus	Plus	Plus	Plus	Plus	Plus	Plus	Plus
LS + FS	LS + FS	LS + FS	LS + FS	LS + FS	LS + FS	LS + FS	LS + FS	LS + FS	LS + FS
145-250	145-250	145-250	145-250	145-250	145-250	145-250	145-250	145-250	145-250
100	100	100	100	100	100	100	100	100	100
ECO	ECO	ECO	ECO	ECO	ECO	ECO	ECO	ECO	ECO
Light	Light	Light	Light	Light	Light	Light	Light	Light	Light
YES	YES	YES	YES	YES	YES	YES	YES	YES	YES
Electronic joystick control	Electronic joystick control	Electronic joystick control	Electronic joystick control	Electronic joystick control	Electronic joystick control	Electronic joystick control	Electronic joystick control	Electronic joystick control	Electronic joystick control
Dual reverse	Dual reverse	Dual reverse	Dual reverse	Dual reverse	Dual reverse	Dual reverse	Dual reverse	Dual reverse	Dual reverse
OPT	OPT	OPT	OPT	OPT	OPT	OPT	OPT	OPT	OPT
YES	YES	YES	YES	YES	YES	YES	YES	YES	YES
YES	YES	YES	YES	YES	YES	YES	YES	YES	YES
YES	YES	YES	YES	YES	YES	YES	YES	YES	YES
400/70-24	400/70-24	400/70-24	400/70-24	400/70-24	400/70-24	400/70-24	400/70-24	400/70-24	400/70-24



TF42.7TT



TF38.10



TF3810TT







Your Merlo dealer

MERLO S.p.A.

Via Nazionale, 9 - 12010 S. Defendente di Cervasca (CN) Italy
Tel. +39 0171 614111 - Fax +39 0171 684101
www.merlo.com - info@merlo.com

